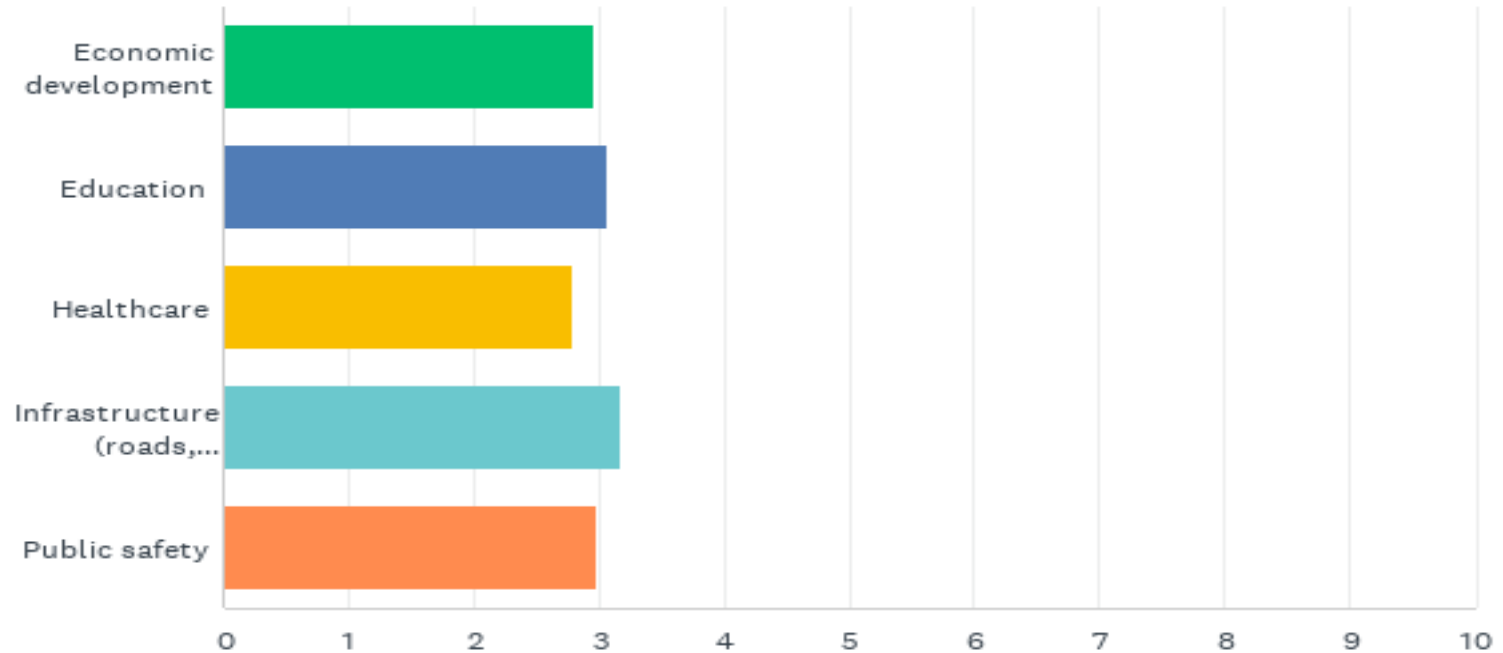


Polk County, TX - Resident Survey

Complete Responses: 414

**Q1: What do you believe are the most prominent issues facing Polk County today?
(Please rank in order of importance, with 1 being the most important and 5 being the least important.)**

Answered: 414 Skipped: 0



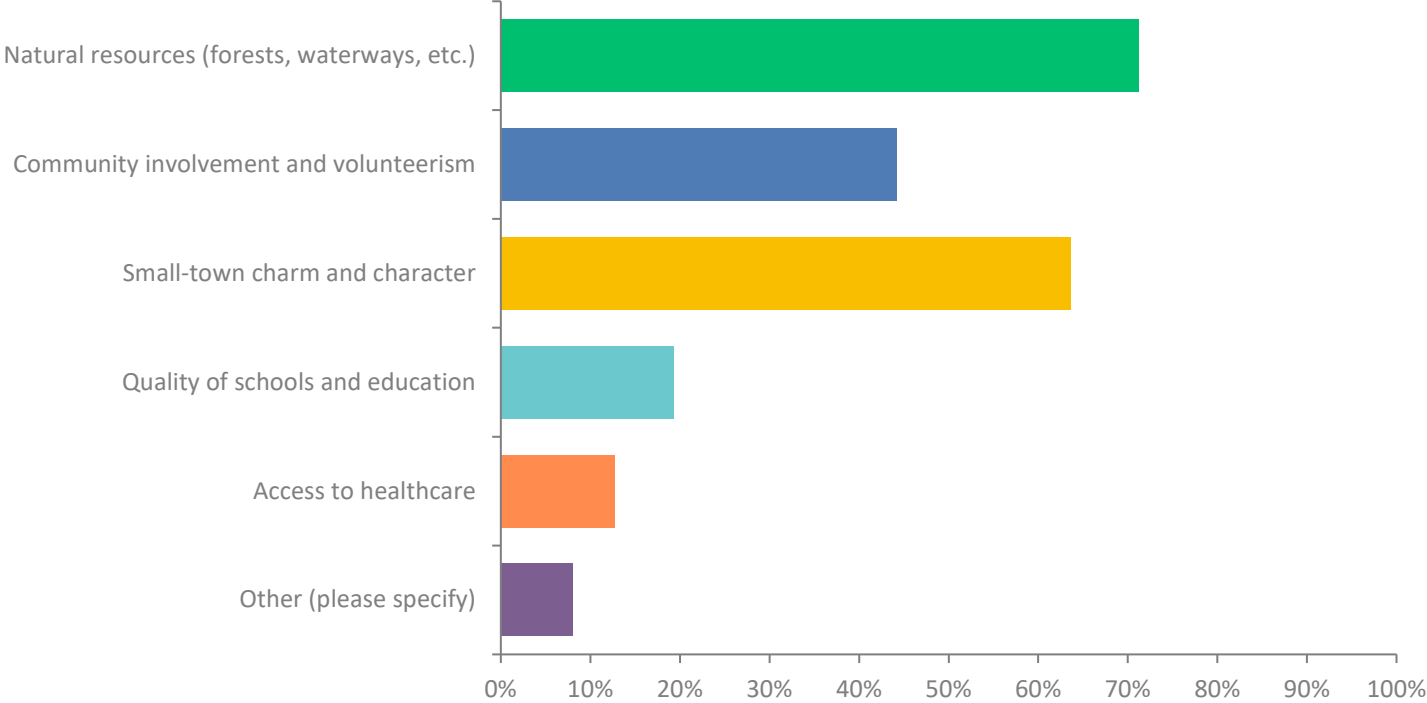
**Q1: What do you believe are the most prominent issues facing Polk County today?
(Please rank in order of importance, with 1 being the most important and 5 being
the least important.)**

Answered: 414 Skipped: 0

	1	2	3	4	5	TOTAL	SCORE
Economic development	22.71% 94	17.15% 71	17.39% 72	19.81% 82	22.95% 95	414	2.97
Education	16.91% 70	22.95% 95	24.64% 102	20.05% 83	15.46% 64	414	3.06
Healthcare	13.04% 54	22.71% 94	20.05% 83	19.57% 81	24.64% 102	414	2.80
Infrastructure (roads, bridges, utilities)	25.85% 107	21.01% 87	17.87% 74	16.18% 67	19.08% 79	414	3.18
Public safety	21.50% 89	16.18% 67	20.05% 83	24.40% 101	17.87% 74	414	2.99

Q2: What do you think are the county's greatest strengths? (Please select up to three.)

Answered: 410 Skipped: 4



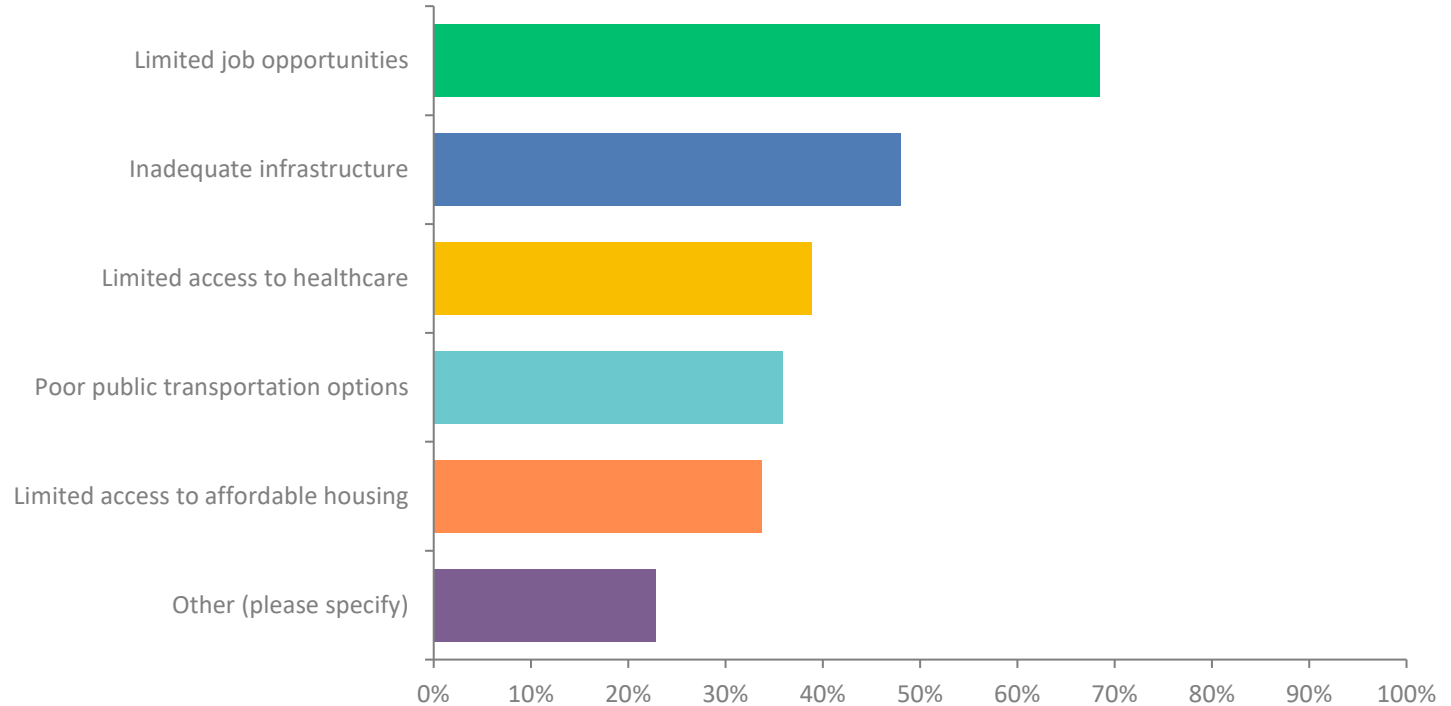
Q2: What do you think are the county's greatest strengths? (Please select up to three.)

Answered: 410 Skipped: 4

ANSWER CHOICES	RESPONSES	
Natural resources (forests, waterways, etc.)	71.22%	292
Community involvement and volunteerism	44.15%	181
Small-town charm and character	63.66%	261
Quality of schools and education	19.27%	79
Access to healthcare	12.68%	52
Other (please specify)	8.05%	33
TOTAL		898

Q3: What do you think are the county's greatest challenges? (Please select up to three.)

Answered: 412 Skipped: 2



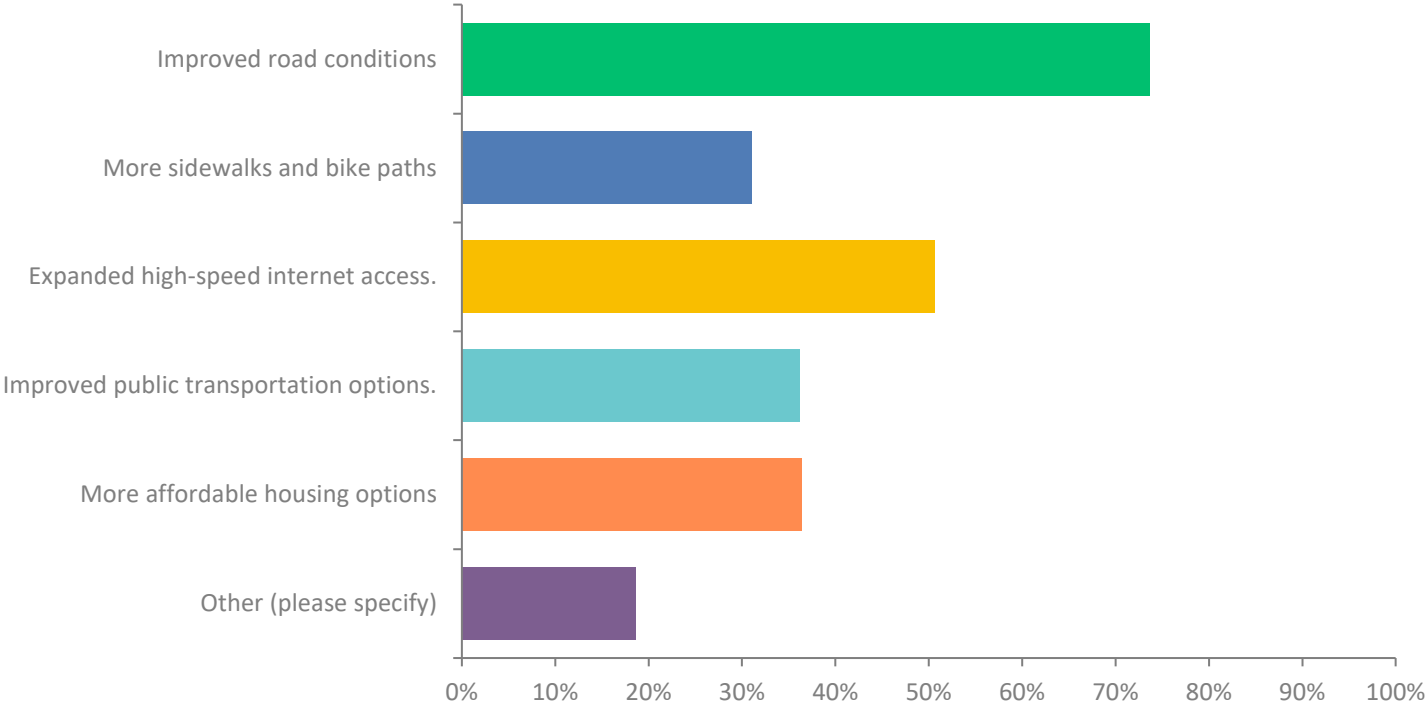
Q3: What do you think are the county's greatest challenges? (Please select up to three.)

Answered: 412 Skipped: 2

ANSWER CHOICES	RESPONSES	
Limited job opportunities	68.45%	282
Inadequate infrastructure	48.06%	198
Limited access to healthcare	38.83%	160
Poor public transportation options	35.92%	148
Limited access to affordable housing	33.74%	139
Other (please specify)	22.82%	94
TOTAL		1021

Q4: What improvements would you like to see in the county's infrastructure? (Please select up to three.)

Answered: 409 Skipped: 5



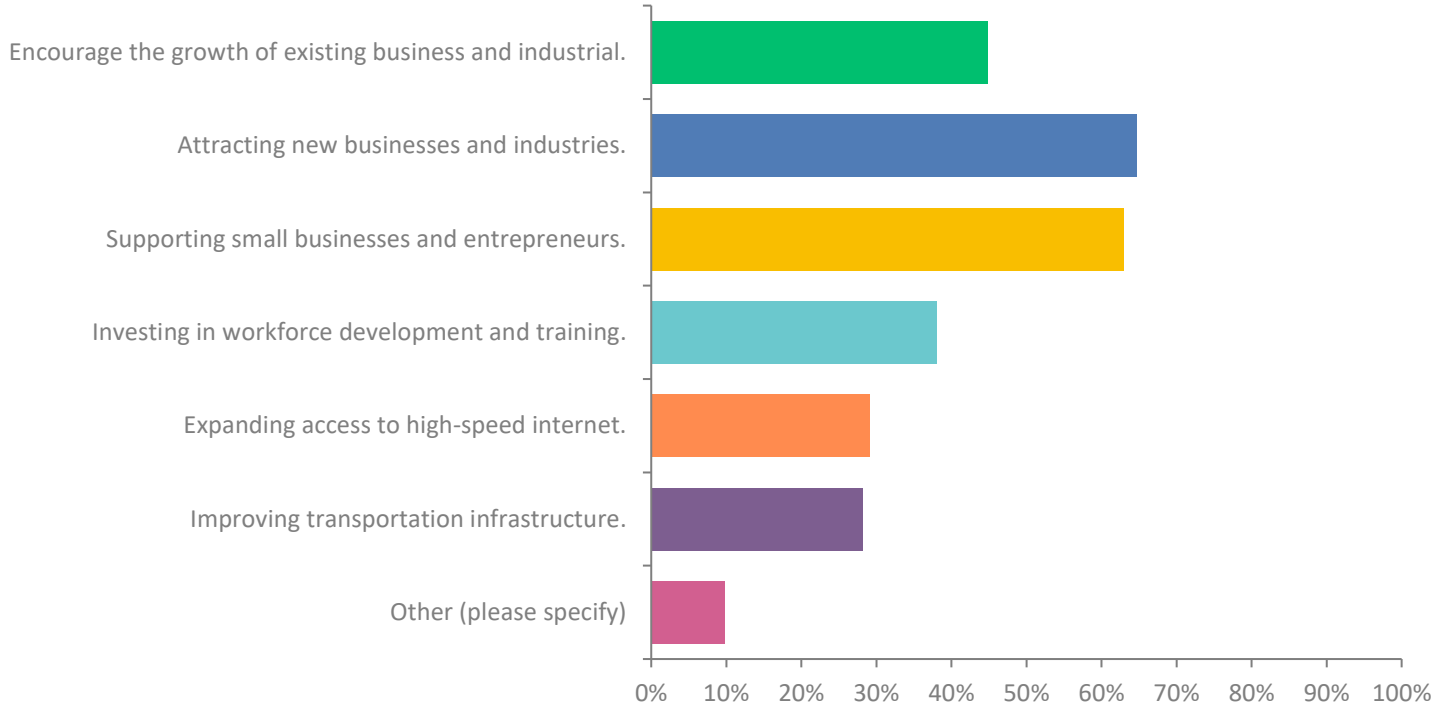
Q4: What improvements would you like to see in the county's infrastructure? (Please select up to three.)

Answered: 409 Skipped: 5

ANSWER CHOICES	RESPONSES	
Improved road conditions	73.59%	301
More sidewalks and bike paths	31.05%	127
Expanded high-speed internet access.	50.61%	207
Improved public transportation options.	36.19%	148
More affordable housing options	36.43%	149
Other (please specify)	18.58%	76
TOTAL		1008

Q5: What can be done to improve the economy of the County (Please select up to three.)

Answered: 408 Skipped: 6



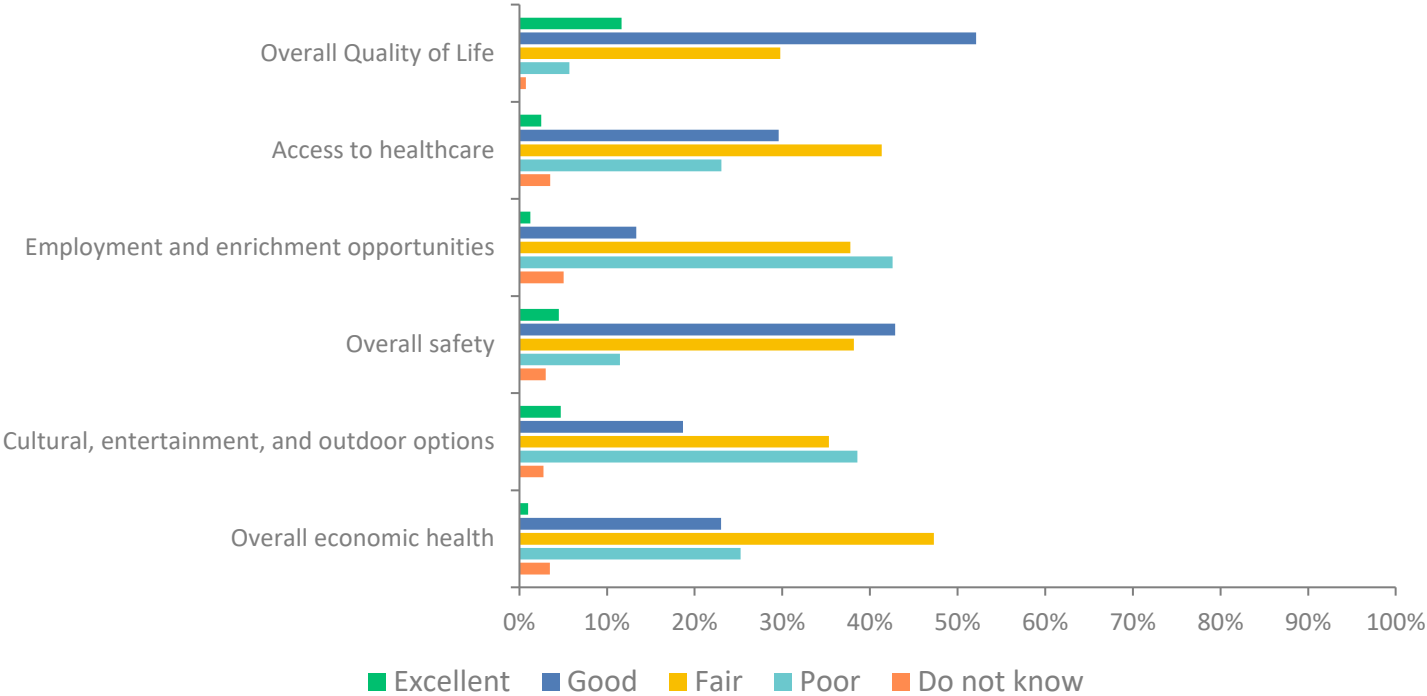
Q5: What can be done to improve the economy of the County (Please select up to three.)

Answered: 408 Skipped: 6

ANSWER CHOICES	RESPONSES	
Encourage the growth of existing business and industrial.	44.85%	183
Attracting new businesses and industries.	64.71%	264
Supporting small businesses and entrepreneurs.	62.99%	257
Investing in workforce development and training.	37.99%	155
Expanding access to high-speed internet.	29.17%	119
Improving transportation infrastructure.	28.19%	115
Other (please specify)	9.80%	40
TOTAL		1133

Q6: Please rate each of the following characteristics of Quality of Life as they relate to the County. (Excellent, Good, Fair, Poor, Do not Know)

Answered: 414 Skipped: 0



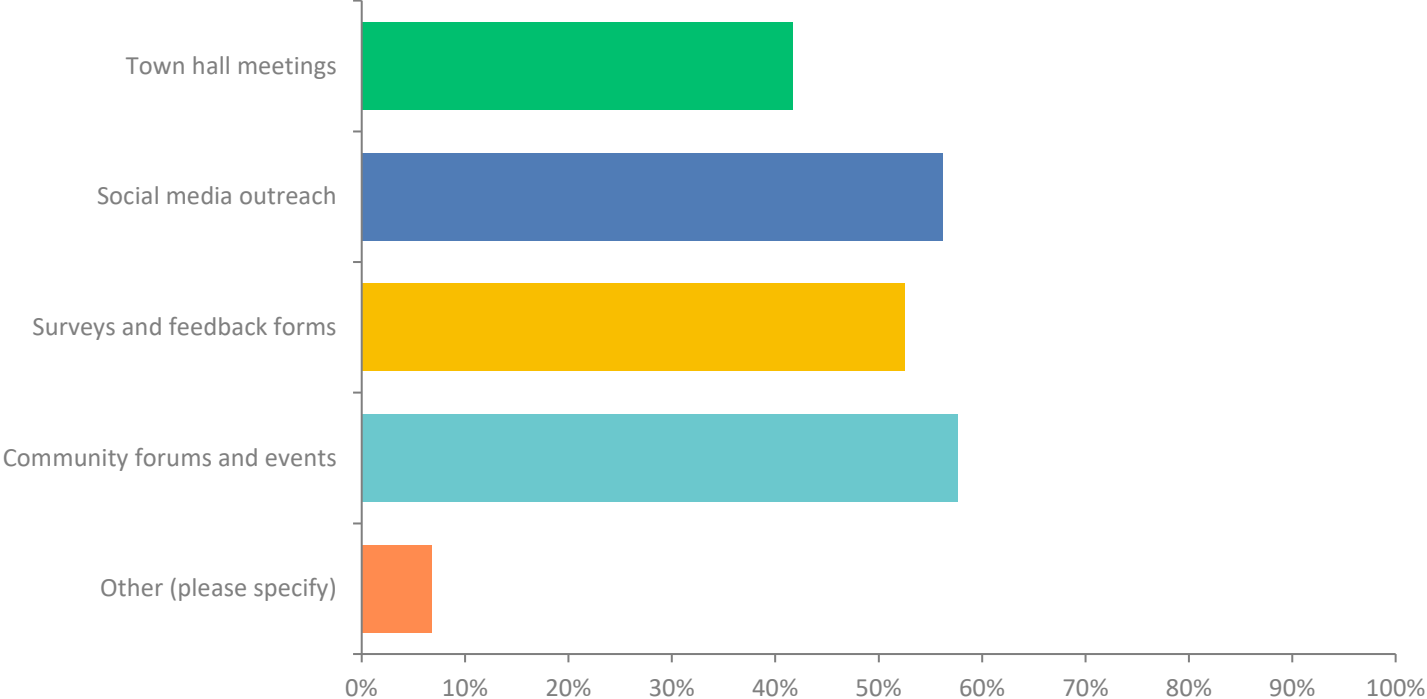
Q6: Please rate each of the following characteristics of Quality of Life as they relate to the County. (Excellent, Good, Fair, Poor, Do not Know)

Answered: 414 Skipped: 0

	EXCELLENT	GOOD	FAIR	POOR	DO NOT KNOW	TOTAL	WEIGHTED AVERAGE
Overall Quality of Life	11.66% 47	52.11% 210	29.78% 120	5.71% 23	0.74% 3	403	3.68
Access to healthcare	2.51% 10	29.57% 118	41.35% 165	23.06% 92	3.51% 14	399	3.05
Employment and enrichment opportunities	1.26% 5	13.35% 53	37.78% 150	42.57% 169	5.04% 20	397	2.63
Overall safety	4.49% 18	42.89% 172	38.15% 153	11.47% 46	2.99% 12	401	3.34
Cultural, entertainment, and outdoor options	4.73% 19	18.66% 75	35.32% 142	38.56% 155	2.74% 11	402	2.84
Overall economic health	0.99% 4	23.02% 93	47.28% 191	25.25% 102	3.47% 14	404	2.93

Q7: How can we best engage residents in the county's decision-making processes and strategic planning efforts?

Answered: 413 Skipped: 1



Q7: How can we best engage residents in the county's decision-making processes and strategic planning efforts?

Answered: 413 Skipped: 1

ANSWER CHOICES	RESPONSES	
Town hall meetings	41.65%	172
Social media outreach	56.17%	232
Surveys and feedback forms	52.54%	217
Community forums and events	57.63%	238
Other (please specify)	6.78%	28
TOTAL		887